

\mathcal{H}_∞ observer-based stabilization of switched discrete-time linear systems

Hamza Bibi, Fazia Bedouhene, Ali Zemouche, Abdel Aitouche

► **To cite this version:**

Hamza Bibi, Fazia Bedouhene, Ali Zemouche, Abdel Aitouche. \mathcal{H}_∞ observer-based stabilization of switched discrete-time linear systems. 6th International Conference on Systems and Control, ICSC 2017, May 2017, Batna, Algeria. 2017. <hal-01567356>

HAL Id: hal-01567356

<https://hal.archives-ouvertes.fr/hal-01567356>

Submitted on 12 Jan 2018

HAL is a multi-disciplinary open access archive for the deposit and dissemination of scientific research documents, whether they are published or not. The documents may come from teaching and research institutions in France or abroad, or from public or private research centers.

L'archive ouverte pluridisciplinaire **HAL**, est destinée au dépôt et à la diffusion de documents scientifiques de niveau recherche, publiés ou non, émanant des établissements d'enseignement et de recherche français ou étrangers, des laboratoires publics ou privés.

\mathcal{H}_∞ Observer-Based Stabilization of Switched Discrete-Time Linear Systems

H. BIBI¹, F. BEDOUHENE¹, A. ZEMOUCHE^{2,3}, and A. AITOUCHE⁴

Abstract—This paper deals with observer-based \mathcal{H}_∞ controller design method via LMIs for a class of switched discrete-time linear systems with l_2 -bounded disturbances. The main contribution of this note consists in a new and judicious use of the slack variables coming from Finsler’s lemma. We clarify analytically how the proposed slack variables allows to eliminate some bilinear matrix coupling. The validity and effectiveness of the proposed design methodology are shown through a numerical example.

Index Terms—Observer-based control; Linear matrix inequalities (LMIs); Switching Lyapunov Function (SLF); Finsler’s lemma.

I. INTRODUCTION

Many physical processes exhibit switched and hybrid behavior [1], [2], [3] and switching frequently occurs in many engineering applications such as motor engine control [4], networked control systems [5], etc. Stability of switching systems is widely investigated in the literature and becomes more and more a subject of constant evolution. An overview of some basic problems has been emphasized in [1]. Considerable and particular attention has been paid to the state estimation of linear switched systems [6], nonlinear switched systems [7] and Markov jump systems [8]. Theoretical explorations on stabilization and intelligent control for both switched linear systems and switched nonlinear systems have been addressed in the monograph [9].

On the other hand, most of the switched systems considered in the literature consist of linear subsystems or first-order nonlinear subsystems, and various types of complicated dynamics such as stochastic noises, unknown uncertainties are not taken into account. However, many industrial systems or physical systems cannot be described by simple switched system models, and thus the traditional control synthesis methods are not applicable for such systems. In this context, we aim to study a class of switching linear discrete-time systems affected by unknown disturbances. More precisely, we are interesting to \mathcal{H}_∞ observer-based control design problem in the synchronous switching case, using LMI approach.

Control techniques by switching among different controllers have been applied extensively in recent years ([10],

[11], [12], [2]). However, in this case, a fundamental prerequisite for the design of feedback control systems is full knowledge of the state that may be impossible or costly. This drawback is the main motivation to investigate the problem of estimating the state of switching systems by different observer structures [13], [11], [14], [15].

On the other hand, it is always required to design a control system which is not only stable, but also guarantees an adequate level of performance. This is way control systems design that can handle model uncertainties has been one of the most challenging problems, and has received considerable attention from control engineers and scientists [16], [17], [18]. Indeed, such a problem remains far from being solved especially when switched systems are concerned. Among the works dealing with the output feedback control for a class of switching discrete-time linear systems with parameters uncertainties, we can quote [19], [20], and [21], which constitute the main motivation of the proposed work.

The problem is first considered in [20], but without disturbances, using Finsler’s lemma combined with switching Lyapunov function [10]. Unfortunately, an error has occurred when applying the Finsler lemma. A corrected version of the application is given in [21]. Our objective is to extend the study in [21], by taking into account the presence of disturbances in the state equations and in the output measurements, by introducing a more general structure of the slack variable coming from Finsler’s lemma. The obtained result can be applied to robust observer-based \mathcal{H}_∞ control design problem for polytopic uncertain linear time-varying systems. Indeed, asymptotic stability problem for switched linear systems with arbitrary switching is equivalent to the robust asymptotic stability problem for polytopic uncertain linear time-varying systems, for which several strong stability conditions are available in the literature [22]. In the goal to simplify the presentation of the new ideas in the paper and to focus on the new Finsler’s inequality use, we will consider in this paper systems without parameter uncertainties in the presence of norm-bounded disturbances.

The rest of the paper is organized as follows. Section II is devoted to the problem statement. The main contribution is presented and proved in Section III. A numerical example is added in Section IV to demonstrate the validity and the effectiveness of the proposed methodology. Finally, we end the paper by a conclusion.

II. FORMULATION OF THE PROBLEM

Let us consider the class of switching discrete-time linear systems described by:

$$x_{t+1} = A_{\sigma_t}x_t + B_{\sigma_t}u_t + E_{\sigma_t}w_t \quad (1a)$$

¹ Laboratoire de Mathématiques Pures et Appliquées, University Mouloud Mammeri, Tizi-Ouzou, BP No 17 RP 15000, Algeria.

² University of Lorraine, 186, rue de Lorraine, CRAN UMR CNRS 7039, 54400 Cosnes et Romain, France (email: ali.zemouche@univ-lorraine.fr).

³ EPI Inria DISCO, Laboratoire des Signaux et Systèmes, CNRS-Centrale Supélec, 91192 Gif-sur-Yvette, France (email: ali.zemouche@inria.fr).

⁴ CRIStal Laboratory, HEI School, Lille, France.

$$y_t = C_{\sigma_t} x_t + S_{\sigma_t} w_t \quad (1b)$$

$$z_t = H_{\sigma_t} x_t + D_{\sigma_t} u_t + J_{\sigma_t} w_t \quad (1c)$$

where $t \in \mathbb{N}$, $x_t \in \mathbb{R}^n$ is the state vector, $y_t \in \mathbb{R}^p$ is the output measurement, and $u_t \in \mathbb{R}^m$ is the control signal, $w_t \in \mathbb{R}^v$ is an unknown exogenous disturbance, $z_t \in \mathbb{R}^q$ is the controlled output, and $\sigma : \mathbb{N} \rightarrow \Lambda = \{1, 2, \dots, N\}$, $t \mapsto \sigma_t$, is a switching rule. If there is no ambiguity about σ_t and σ , we may just write σ instead σ_t . $A_\sigma, B_\sigma, E_\sigma, C_\sigma, S_\sigma, H_\sigma, D_\sigma$, and J_σ , $\sigma \in \Lambda$, are $n \times n$, $n \times m$, $n \times v$, $p \times n$, $p \times v$, $q \times n$, $q \times m$ and $q \times v$ real matrices, respectively. The pairs (A_σ, B_σ) and (A_σ, C_σ) are assumed to be stabilizable and detectable, respectively. Throughout the paper, the coming assumptions are to build (see e.g. [20], [21]):

Assumption 1: The switching function, σ , is unknown a priori but its instantaneous values are available in real time.

Assumption 2: The switching of the observer for systems should coincide exactly with the switching of the system.

Assuming an arbitrary switching can be very useful in many practical applications such as the case when σ_t is computed via complex algorithms by a higher level supervisor or when it is generated by a human operator (for example the switch of gears in a car).

The observer-based controller we consider in this paper is under the form [23]:

$$\hat{x}_{t+1} = A_\sigma \hat{x}_t + B_\sigma u_t + L_\sigma (y_t - C_\sigma \hat{x}_t) \quad (2a)$$

$$u_t = K_\sigma \hat{x}_t \quad (2b)$$

where $\hat{x}_t \in \mathbb{R}^n$ is the estimate of x_t , and for each $\sigma \in \Lambda$, $L_\sigma \in \mathbb{R}^{n \times p}$ is the observer gain and $K_\sigma \in \mathbb{R}^{m \times n}$ is the control gain. Hence, we can write

$$\bar{x}_{t+1} = \underbrace{\begin{bmatrix} \Omega_{11}(\sigma) & \Omega_{12}(\sigma) \\ \Omega_{21}(\sigma) & \Omega_{22}(\sigma) \end{bmatrix}}_{\Omega_\sigma} \bar{x}_t + \underbrace{\begin{bmatrix} L_\sigma S_\sigma \\ L_\sigma S_\sigma - E_\sigma \end{bmatrix}}_{\Pi_\sigma} w_t \quad (3)$$

$$:= \Omega_\sigma \bar{x}_t + \Pi_\sigma w_t \quad (4)$$

where $\bar{x}_t = [\hat{x}_t^T \ e_t^T]^T$, $e_t = \hat{x}_t - x_t$ represents the estimation error, and

$$\Omega_{11}(\sigma) = A_\sigma + B_\sigma K_\sigma \quad (5a)$$

$$\Omega_{12}(\sigma) = -L_\sigma C_\sigma \quad (5b)$$

$$\Omega_{21}(\sigma) = 0 \quad (5c)$$

$$\Omega_{22}(\sigma) = A_\sigma - L_\sigma C_\sigma. \quad (5d)$$

The aim is to design the gains K_σ and L_σ , $\sigma \in \Lambda$, such that the closed-loop system (3) is asymptotically stable, and meets performance requirement, under an arbitrary switching rule $\sigma \in \Lambda$. Our objective is to extend the study in [21], by taking into account the presence of disturbances in state equations, and by introducing a more general structure of the slack variable coming from Finsler's lemma. Let us denote $\xi(t) = [\xi_1(t), \xi_2(t), \dots, \xi_N(t)]^T$, the indicator function which satisfies for each $i \in \Lambda$,

$$\xi_i(t) = \begin{cases} 1, & \sigma_t = i; \\ 0, & \text{otherwise.} \end{cases}$$

Hence, system (3) with (1c) can be reformulated as:

$$\begin{bmatrix} \bar{x}_{t+1} \\ z_t \end{bmatrix} = \sum_{i=1}^N \xi_i(t) \begin{bmatrix} \Omega_i & \Pi_i \\ H_i + D_i K_i & -H_i \end{bmatrix} \begin{bmatrix} \bar{x}_t \\ w_t \end{bmatrix}, \quad (6)$$

where the elements of Ω_i are defined by (5), when $\sigma = i$. For the closed-loop system (6), we consider the switching Lyapunov function defined as

$$V(\bar{x}_t, \xi(t)) = \bar{x}_t^T \hat{P}(\xi(t)) \bar{x}_t = \sum_{i=1}^N \xi_i(t) \bar{x}_t^T \begin{bmatrix} \hat{P}_i^{11} & \hat{P}_i^{12} \\ (\star) & \hat{P}_i^{22} \end{bmatrix} \bar{x}_t. \quad (7)$$

Notice that the Lyapunov function (7) is well known in the literature, see e.g. [15], [24], [21], [23]. If we consider the switching Lyapunov function (7), we have, by assuming $\sigma_t = i$ and $\sigma_{t+1} = j$:

$$\begin{aligned} \Delta V_{ij}(t) &:= V(\bar{x}_{t+1}, \xi(t+1)) - V(\bar{x}_t, \xi(t)) \\ &= [\bar{x}_t^T \ \bar{x}_{t+1}^T] \begin{bmatrix} -\hat{P}_i & 0 \\ 0 & \hat{P}_j \end{bmatrix} \begin{bmatrix} \bar{x}_t^T \\ \bar{x}_{t+1}^T \end{bmatrix} \end{aligned} \quad (8)$$

for all $i, j \in \Lambda$, and hence the \mathcal{H}_∞ performance criterion is achieved if the following requirement

$$W_{ij}(t) := \Delta V_{ij}(t) + z_t^T z_t - \mu^2 w_t^T w_t < 0, \quad (9)$$

holds for all $i, j \in \Lambda$ and $t \in \mathbb{N}$. Note that the criterion (9) can be deduced from [25] applied to switching systems case, see also [26]. Now, in order to linearize (9), we use Finsler's Lemma that we recall here for the sake of completeness:

Lemma 1 (Finsler's Lemma): Let $x \in \mathbb{R}^n$, $P \in \mathbb{S}^{n \times n}$, and $H \in \mathbb{R}^{m \times n}$ such that $\text{rank}(H) = r < n$. The following statements are equivalent :

- 1) $x^T P x < 0, \forall U x = 0, x \neq 0$,
- 2) $\exists X \in \mathbb{R}^{n \times m}$ such that $P + X U + U^T X^T < 0$.

Thus with the following parameters,

$$\zeta_t = \begin{bmatrix} \bar{x}_t \\ \bar{x}_{t+1} \\ w_t \end{bmatrix}, \quad P_{ij} = \begin{bmatrix} -\hat{P}_i & 0 & 0 & \Upsilon_i \\ (\star) & \hat{P}_j & 0 & 0 \\ (\star) & (\star) & -\mu^2 I & J_i^T \\ (\star) & (\star) & (\star) & -I \end{bmatrix},$$

$$U_i = [\Omega_i \quad -I \quad \Pi_i], \quad X_{i,j} = \begin{bmatrix} F_{i,j} \\ G_{i,j} \\ T_{i,j} \end{bmatrix},$$

where $\Upsilon_i := \begin{bmatrix} K_i^T D_i^T + H_i^T \\ -H_i^T \end{bmatrix}$, and $\hat{P}_i, \hat{P}_j \in \mathbb{R}^{2n \times 2n}$, $i, j \in \Lambda$, are symmetric positive definite matrices, it is then easy to find that $W_{ij}(t) < 0$ is equivalent to what we call Finsler's inequality:

$$P_{ij} + X_{i,j} U_i + U_i^T X_{i,j}^T < 0, \forall i, j \in \Lambda. \quad (10)$$

We replaced the choice of $X_{i,j}, U_i$ and P_{ij} in inequality (10), one obtains, after developing, the following detailed version of (10):

$$\begin{bmatrix} \mathfrak{S}_{ij} & -F_{ij} + \Omega_i^T G_{ij}^T & F_{ij} \Pi_i + \Omega_i^T T_{ij}^T & \Upsilon_i \\ (\star) & \hat{P}_j - \text{He}(G_{ij}) & G_{ij} \Pi_i - T_{ij}^T & 0 \\ (\star) & (\star) & -\mu^2 I + \text{He}(T_{ij} \Pi_i) & J_i^T \\ (\star) & (\star) & (\star) & -I \end{bmatrix} < 0, \quad (11)$$

for all $i, j \in \Lambda$, where $\mathfrak{S}_{ij} = \text{He}(F_{ij} \Omega_i) - \hat{P}_i$, and $\text{He}(Y) = Y + Y^T$, for any matrix Y .

III. MAIN CONTRIBUTION: NEW LMI DESIGN

Let us put

$$F_{ij} = \begin{bmatrix} F_{ij}^{11} & F_{ij}^{12} \\ F_{ij}^{21} & F_{ij}^{22} \end{bmatrix}, G_{ij} = \begin{bmatrix} G_{ij}^{11} & G_{ij}^{12} \\ G_{ij}^{21} & G_{ij}^{22} \end{bmatrix},$$

$$T_{ij} = [T_{ij}^1 \quad T_{ij}^2], \hat{P}_i = \begin{bmatrix} \hat{P}_i^{11} & \hat{P}_i^{12} \\ (\star) & \hat{P}_i^{22} \end{bmatrix}. \quad (12)$$

Our problem consists in linearizing inequality (11) by choosing judiciously the matrices (12). By replacing (12) in (11), and after developing, we get the following detailed version:

$$\begin{bmatrix} \Psi_{ij} & \begin{bmatrix} \Upsilon_i \\ 0 \\ 0 \\ J_i^T \\ -I \end{bmatrix} \end{bmatrix} < 0, \quad (13)$$

for all $i, j \in \Lambda$, where

$$\Psi_{ij} = \begin{bmatrix} \Omega_{11}^{ij} & \Omega_{12}^{ij} & \Omega_{13}^{ij} & \Omega_{14}^{ij} & \Omega_{15}^{ij} \\ (\star) & (\star) & \Omega_{22}^{ij} & \Omega_{23}^{ij} & \Omega_{24}^{ij} \\ (\star) & (\star) & \Omega_{33}^{ij} & \hat{P}_j^{12} - G_{ij}^{12} - (G_{ij}^{21})^T & \Omega_{35}^{ij} \\ (\star) & (\star) & (\star) & \hat{P}_j^{22} - \text{He}(G_{ij}^{22}) & \Omega_{45}^{ij} \\ (\star) & (\star) & (\star) & (\star) & \Omega_{55}^{ij} \end{bmatrix},$$

$$\begin{aligned} \Omega_{11}^{ij} &= -\hat{P}_i^{11} + \text{He}(F_{ij}^{11}A_i + F_{ij}^{11}B_iK_i) \\ \Omega_{12}^{ij} &= -\hat{P}_i^{12} + F_{ij}^{12}A_i - (F_{ij}^{11} + F_{ij}^{12})L_iC_i \\ &\quad + K_i^T B_i^T (F_{ij}^{21})^T + A_i^T (F_{ij}^{21})^T \\ \Omega_{13}^{ij} &= -F_{ij}^{11} + A_i^T (G_{ij}^{11})^T + K_i^T B_i^T (G_{ij}^{11})^T, \\ \Omega_{14}^{ij} &= -F_{ij}^{12} + A_i^T (G_{ij}^{21})^T + K_i^T B_i^T (G_{ij}^{21})^T \\ \Omega_{15}^{ij} &= A_i^T (T_{ij}^1)^T + K_i^T B_i^T (T_{ij}^1)^T + (F_{ij}^{11} + F_{ij}^{12})L_iS_i \\ &\quad - F_{ij}^{12}E_i, \\ \Omega_{22}^{ij} &= -\hat{P}_i^{22} + \text{He}(F_{ij}^{22}A_i - (F_{ij}^{22} + F_{ij}^{21})L_iC_i), \\ \Omega_{23}^{ij} &= -F_{ij}^{21} - C_i^T L_i^T (G_{ij}^{11} + G_{ij}^{12})^T + A_i^T (G_{ij}^{12})^T \\ \Omega_{24}^{ij} &= -F_{ij}^{22} + A_i^T (G_{ij}^{22})^T - C_i^T L_i^T (G_{ij}^{22} + G_{ij}^{21})^T, \\ \Omega_{25}^{ij} &= -C_i^T L_i^T (T_{ij}^1 + T_{ij}^2)^T + A_i^T (T_{ij}^2)^T \\ &\quad + (F_{ij}^{21} + F_{ij}^{22})L_iS_i - F_{ij}^{22}E_i, \\ \Omega_{33}^{ij} &= \hat{P}_j^{11} - (G_{ij}^{11})^T - G_{ij}^{11}, \\ \Omega_{35}^{ij} &= (G_{ij}^{11} + G_{ij}^{12})L_iS_i - G_{ij}^{12}E_i - (T_{ij}^1)^T, \\ \Omega_{45}^{ij} &= (G_{ij}^{21} + G_{ij}^{22})L_iS_i - G_{ij}^{22}E_i - (T_{ij}^2)^T, \\ \Omega_{55}^{ij} &= -\mu^2 I + \text{He}((T_{ij}^1 + T_{ij}^2)L_iS_i - T_{ij}^2E_i). \end{aligned}$$

In what follows, we will discuss a manner of choosing the matrix F_{ij}, G_{ij}, T_{ij} and \hat{P}_i in order to linearize Finsler's inequality (11) (or equivalently (13)). This problem is very complex, since the gain matrices $L_i, i \in \Lambda$, are attached to ten different matrices $G_{ij}^{11}, G_{ij}^{12}, G_{ij}^{22}, G_{ij}^{21}, F_{ij}^{11}, F_{ij}^{12}, F_{ij}^{22}, F_{ij}^{21}, T_{ij}^1$ and T_{ij}^2 . We begin by dealing with the gain matrices K_i . In order to linearize the bilinear terms attached to K_i , we use the congruence principle. For this purpose, let us assume that F_{ij}^{11} is invertible, and independent of j , that is $F_{ij}^{11} = F_i^{11}$.

A. Linearization of (13) with respect to the gain K_i

In view of (13), the matrices G_{ij}^{11} , and G_{ij}^{22} , $i, j \in \Lambda$ are necessarily invertible. Applying the congruence principle to (13) with $\text{diag}((F_i^{11})^{-1}, I, (G_{ij}^{11})^{-1}, I)$, and using the following changes of variables

$$(G_{ij}^{11})^{-1} = \tilde{G}_{ij}^{11}, \quad (F_i^{11})^{-1} = \tilde{F}_i^{11}, \quad \tilde{K}_i = K_i(\tilde{F}_i^{11})^T$$

one obtains the following inequality:

$$\begin{bmatrix} \tilde{\Omega}_{11}^{ij} & \tilde{\Omega}_{12}^{ij} & \tilde{\Omega}_{13}^{ij} & \tilde{\Omega}_{14}^{ij} & \tilde{\Omega}_{15}^{ij} & \tilde{K}_i^T D_i^T + \tilde{F}_i^{11} H_i^T \\ (\star) & \Omega_{22}^{ij} & \tilde{\Omega}_{23}^{ij} & \tilde{\Omega}_{24}^{ij} & \tilde{\Omega}_{25}^{ij} & -H_i^T \\ (\star) & (\star) & \tilde{\Omega}_{33}^{ij} & \tilde{\Omega}_{34}^{ij} & \tilde{\Omega}_{35}^{ij} & 0 \\ (\star) & (\star) & (\star) & \Omega_{44}^{ij} & \Omega_{45}^{ij} & 0 \\ (\star) & (\star) & (\star) & (\star) & \Omega_{55}^{ij} & J_i^T \\ (\star) & (\star) & (\star) & (\star) & (\star) & -I \end{bmatrix} < 0, \quad (14)$$

where

$$\begin{aligned} \tilde{\Omega}_{11}^{ij} &= -\tilde{F}_i^{11} \hat{P}_i^{11} (\tilde{F}_i^{11})^T + \text{He}(A_i (\tilde{F}_i^{11})^T + B_i \tilde{K}_i) \\ \tilde{\Omega}_{12}^{ij} &= \tilde{F}_i^{11} F_{ij}^{12} A_i - (I + \tilde{F}_i^{11} F_{ij}^{12}) L_i C_i \\ &\quad + \tilde{K}_i^T B_i^T (F_{ij}^{21})^T + \tilde{F}_i^{11} A_i^T (F_{ij}^{21})^T - \tilde{F}_i^{11} \hat{P}_i^{12} \\ \tilde{\Omega}_{13}^{ij} &= -(\tilde{G}_{ij}^{11})^T + \tilde{F}_i^{11} A_i^T + \tilde{K}_i^T B_i^T \\ \tilde{\Omega}_{14}^{ij} &= -\tilde{F}_i^{11} F_{ij}^{12} + \tilde{F}_i^{11} A_i^T (G_{ij}^{21})^T + \tilde{K}_i^T B_i^T (G_{ij}^{21})^T \\ \tilde{\Omega}_{15}^{ij} &= \tilde{F}_i^{11} A_i^T (T_{ij}^1)^T + \tilde{K}_i^T B_i^T (T_{ij}^1)^T \\ &\quad + (I + \tilde{F}_i^{11} F_{ij}^{12}) L_i S_i - \tilde{F}_i^{11} F_{ij}^{12} E_i, \\ \tilde{\Omega}_{23}^{ij} &= -F_{ij}^{21} (\tilde{G}_{ij}^{11})^T - C_i^T L_i^T (I + \tilde{G}_{ij}^{11} G_{ij}^{12})^T \\ &\quad + A_i^T (\tilde{G}_{ij}^{11} G_{ij}^{12})^T, \\ \tilde{\Omega}_{33}^{ij} &= \tilde{G}_{ij}^{11} \hat{P}_j^{11} (\tilde{G}_{ij}^{11})^T - \tilde{G}_{ij}^{11} - (\tilde{G}_{ij}^{11})^T, \\ \tilde{\Omega}_{34}^{ij} &= \tilde{G}_{ij}^{11} \hat{P}_j^{12} - \tilde{G}_{ij}^{11} G_{ij}^{12} - \tilde{G}_{ij}^{11} (G_{ij}^{21})^T, \\ \tilde{\Omega}_{35}^{ij} &= (I + \tilde{G}_{ij}^{11} G_{ij}^{12}) L_i S_i - \tilde{G}_{ij}^{11} G_{ij}^{12} E_i - \tilde{G}_{ij}^{11} (T_{ij}^1)^T, \\ \Omega_{44}^{ij} &= \hat{P}_j^{22} - G_{ij}^{22} - (G_{ij}^{22})^T. \end{aligned}$$

Inequality (14) is still a BMI with respect to \tilde{K}_i , since it's coupled with $F_{ij}^{21}, G_{ij}^{21}, T_{ij}^1$. So, we focus on the particular case where $G_{ij}^{21} = F_{ij}^{21} = 0$ and $T_{ij}^1 = T_{ij}^2 = 0$. Hence, applying a result of de Oliveira et al. [27] or [10], and using the notation $\tilde{P}_i^{11} = (\hat{P}_i^{11})^{-1}$, we obtain the equivalent form of (14):

$$\begin{bmatrix} \hat{\Omega}_{11}^{ij} & \hat{\Omega}_{12}^{ij} & \hat{\Omega}_{13}^{ij} & \hat{\Omega}_{14}^{ij} & \hat{\Omega}_{15}^{ij} & \tilde{K}_i^T D_i^T + \tilde{F}_i^{11} H_i^T \\ (\star) & \hat{\Omega}_{22}^{ij} & \hat{\Omega}_{23}^{ij} & \hat{\Omega}_{24}^{ij} & \hat{\Omega}_{25}^{ij} & -H_i^T \\ (\star) & (\star) & \hat{\Omega}_{33}^{ij} & \hat{\Omega}_{34}^{ij} & \hat{\Omega}_{35}^{ij} & 0 \\ (\star) & (\star) & (\star) & \Omega_{44}^{ij} & \hat{\Omega}_{45}^{ij} & 0 \\ (\star) & (\star) & (\star) & (\star) & -\mu^2 I & J_i^T \\ (\star) & (\star) & (\star) & (\star) & (\star) & -I \end{bmatrix} < 0, \quad (15)$$

where

$$\begin{aligned} \hat{\Omega}_{11}^{ij} &= \tilde{P}_i^{11} + \text{He}(-\tilde{F}_i^{11} + A_i (\tilde{F}_i^{11})^T + B_i \tilde{K}_i), \\ \hat{\Omega}_{12}^{ij} &= \tilde{F}_i^{11} F_{ij}^{12} A_i - (I + \tilde{F}_i^{11} F_{ij}^{12}) L_i C_i - \tilde{F}_i^{11} \hat{P}_i^{12}, \\ \hat{\Omega}_{13}^{ij} &= -(\tilde{G}_{ij}^{11})^T + \tilde{F}_i^{11} A_i^T + \tilde{K}_i^T B_i^T \\ \hat{\Omega}_{14}^{ij} &= -\tilde{F}_i^{11} F_{ij}^{12} \end{aligned}$$

$$\begin{aligned}
\hat{\Omega}_{15}^{ij} &= (I + \tilde{F}_i^{11} F_{ij}^{12}) L_i S_i - \tilde{F}_i^{11} F_{ij}^{12} E_i, \\
\hat{\Omega}_{22}^{ij} &= -\hat{P}_i^{22} + \text{He} \left(F_{ij}^{22} A_i - F_{ij}^{22} L_i C_i \right), \\
\hat{\Omega}_{23}^{ij} &= -C_i^T L_i^T (I + \tilde{G}_{ij}^{11} G_{ij}^{12})^T + A_i^T (\tilde{G}_{ij}^{11} G_{ij}^{12})^T, \\
\hat{\Omega}_{24}^{ij} &= -F_{ij}^{22} + A_i^T (G_{ij}^{22})^T - C_i^T L_i^T (G_{ij}^{22})^T, \\
\hat{\Omega}_{25}^{ij} &= F_{ij}^{22} L_i S_i - F_{ij}^{22} E_i, \\
\hat{\Omega}_{33}^{ij} &= \tilde{G}_{ij}^{11} \hat{P}_j^{11} (\tilde{G}_{ij}^{11})^T - \tilde{G}_{ij}^{11} - (\tilde{G}_{ij}^{11})^T, \\
\hat{\Omega}_{34}^{ij} &= \tilde{G}_{ij}^{11} \hat{P}_j^{12} - \tilde{G}_{ij}^{11} G_{ij}^{12}, \\
\hat{\Omega}_{35}^{ij} &= (I + \tilde{G}_{ij}^{11} G_{ij}^{12}) L_i S_i - \tilde{G}_{ij}^{11} G_{ij}^{12} E_i, \\
\hat{\Omega}_{45}^{ij} &= G_{ij}^{22} L_i S_i - G_{ij}^{22} E_i.
\end{aligned}$$

B. Linearization of (15) with respect to the gain L_i

Note that (15) is still a BMI because of presence of the coupling term $\tilde{G}_{ij}^{11} \hat{P}_j^{11} (\tilde{G}_{ij}^{11})^T$. On the other hand, the gain matrix L_i is attached to different variables, $(I + \tilde{F}_i^{11} F_{ij}^{12}) L_i C_i$, $(I + \tilde{G}_{ij}^{11} G_{ij}^{12}) L_i C_i$, $F_{ij}^{22} L_i C_i$ and $G_{ij}^{22} L_i C_i$, and since G_{ij}^{22} is invertible and L_i dependent of i , then we choose $G_{ij}^{22} = G_i^{22}$ independent of j . Instead of identified the two terms $(I + \tilde{F}_i^{11} F_{ij}^{12}) = G_i^{22}$, $I + \tilde{G}_{ij}^{11} G_{ij}^{12} = G_i^{22}$, as already done in our paper [21], in this paper we identify the two terms $I + \tilde{F}_i^{11} F_{ij}^{12} = I + \tilde{G}_{ij}^{11} G_{ij}^{12} = F_{ij}^{22} = 0$, which amounts to put:

$$F_{ij}^{12} = -F_i^{11}, G_{ij}^{12} = -G_{ij}^{11} \text{ and } F_i^{22} = 0,$$

and due to the co-existence of $\tilde{F}_i^{11} \hat{P}_i^{12}$ and $\tilde{G}_{ij}^{11} \hat{P}_j^{12}$, we cannot use a change of variables. We can then assume that $\hat{P}_i^{12} = 0$. Finally, in view of the previous arguments, the structures of F_i and G_{ij} become

$$F_i = \begin{bmatrix} F_i^{11} & -F_i^{11} \\ 0 & 0 \end{bmatrix}, G_{ij} = \begin{bmatrix} G_{ij}^{11} & -G_{ij}^{11} \\ 0 & G_i^{22} \end{bmatrix}, \hat{P}_i^{12} = 0. \quad (16)$$

The alternative choice (16) is more general than that in [21], since it involves both indices i and j . At this stage, we can introduce the change of variables $\tilde{L}_i = G_i^{22} L_i$. Now, in order to deal with the bilinear term $\tilde{G}_{ij}^{11} \hat{P}_j^{11} (\tilde{G}_{ij}^{11})^T$, we use Schur's complement. Thus, (15) becomes

$$\begin{bmatrix}
\Theta_{11}^i & \Theta_{12}^i & \Theta_{13}^{ij} & \Theta_{14}^i & E_i & \Theta_{16}^i & 0 \\
(\star) & -\hat{P}_i^{22} & \Theta_{23}^{ij} & \Theta_{24}^i & 0 & -H_i^T & 0 \\
(\star) & (\star) & \Theta_{33}^{ij} & I & E_i & 0 & \tilde{G}_{ij}^{11} \\
(\star) & (\star) & (\star) & \Theta_{44}^{ij} & \Theta_{45}^i & 0 & 0 \\
(\star) & (\star) & (\star) & (\star) & -\mu^2 I & J_i^T & 0 \\
(\star) & (\star) & (\star) & (\star) & (\star) & -I & 0 \\
(\star) & (\star) & (\star) & (\star) & (\star) & (\star) & -\tilde{P}_j^{11}
\end{bmatrix} < 0, \quad (17)$$

Ξ_{ij}

$$\begin{aligned}
\Theta_{11}^i &= \tilde{P}_i^{11} + \text{He} \left(-\tilde{F}_i^{11} + A_i (\tilde{F}_i^{11})^T + B_i \tilde{K}_i \right) \\
\Theta_{12}^i &= -A_i, \\
\Theta_{13}^{ij} &= -(\tilde{G}_{ij}^{11})^T + \tilde{F}_i^{11} A_i^T + \tilde{K}_i^T B_i^T + \\
\Theta_{14}^i &= I, \\
\Theta_{16}^i &= \tilde{K}_i^T D_i^T + \tilde{F}_i^{11} H_i^T, \\
\Theta_{23}^{ij} &= -A_i^T
\end{aligned}$$

$$\begin{aligned}
\Theta_{24}^i &= A_i^T (G_i^{22})^T - C_i^T \hat{L}_i^T, \\
\Theta_{33}^{ij} &= -\tilde{G}_{ij}^{11} - (\tilde{G}_{ij}^{11})^T, \\
\Theta_{44}^{ij} &= \hat{P}_j^{22} - G_i^{22} - (G_i^{22})^T, \\
\Theta_{45}^i &= \hat{L}_i S_i - G_i^{22} E_i.
\end{aligned}$$

Hence, the following theorem is inferred.

Theorem 1: For the closed-loop switched system (3), if there exist positive definite matrices $\hat{P}_i^{11}, \hat{P}_i^{22} \in \mathbb{R}^{n \times n}$, invertible matrices $G_i^{22}, \tilde{G}_{ij}^{11}, \tilde{F}_i^{11} \in \mathbb{R}^{n \times n}$, matrices $\tilde{K}_i \in \mathbb{R}^{m \times n}$, $\hat{L}_i \in \mathbb{R}^{n \times p}$, for $i, j \in \Lambda$, so that the following convex optimization problem holds

$$\begin{aligned}
&\min(\mu) \text{ subject to} \\
&\Xi_{ij} < 0, \text{ for all } i, j \in \Lambda, \quad (18)
\end{aligned}$$

where Ξ_{ij} is given by (17), then the closed-loop switched system (3) is globally H_∞ asymptotically stable with a minimum attenuation level μ , under an arbitrary switching rule σ . The observer-based controller gains are given by

$$K_i = \tilde{K}_i (\tilde{F}_i^{11})^{-T}, \text{ and } L_i = (G_i^{22})^{-1} \hat{L}_i, i \in \Lambda. \quad (19)$$

Remark 1: In the previous analysis, we chose \hat{P}_i as a diagonal matrix because $F_i^{11} \neq G_{ij}^{11}$. If one imposes the condition $F_i^{11} = G_{ij}^{11}$, we can then choose \hat{P}_i as a non-diagonal matrix (i.e. $\hat{P}_i^{12} \neq 0$).

IV. ILLUSTRATIVE EXAMPLE

In this section, we present a numerical example to show the validity and effectiveness of the proposed design methodology. The example is described by the matrices in Table I below [28]:

i	A_i	B_i	C_i^T
1	$\begin{bmatrix} 0.7786 & 0.9908 & 0.1270 \\ 0.1616 & 0.8443 & 0.8144 \\ 0.9214 & 0.9747 & 0.7825 \end{bmatrix}$	$\begin{bmatrix} 0.2458 & 0.7409 \\ 0.2501 & 0.5257 \\ 0 & 0 \end{bmatrix}$	$\begin{bmatrix} 0.3815 \\ 0.6916 \\ 0.7183 \end{bmatrix}$
2	$\begin{bmatrix} 0.3894 & 0.3263 & 0.7746 \\ 0.7806 & 0.9886 & 0.1297 \\ 0.8814 & 0.4718 & 0.3110 \end{bmatrix}$	$\begin{bmatrix} 0.2722 & 0.6055 \\ 0.1576 & 0.1580 \\ 0 & 0 \end{bmatrix}$	$\begin{bmatrix} 0.0591 \\ 0.8258 \\ 0.4354 \end{bmatrix}$
3	$\begin{bmatrix} 0.3049 & 0.4247 & 0.8979 \\ 0.8448 & 0.2485 & 0.6921 \\ 0.7558 & 0.9160 & 0.3636 \end{bmatrix}$	$\begin{bmatrix} 0.4945 & 0.3020 \\ 0.9237 & 0.9118 \\ 0 & 0 \end{bmatrix}$	$\begin{bmatrix} 0.5204 \\ 0.8010 \\ 0.9708 \end{bmatrix}$
4	$\begin{bmatrix} 0.1194 & 0.3964 & 0.2454 \\ 0.1034 & 0.2515 & 0.4983 \\ 0.6981 & 0.8655 & 0.2403 \end{bmatrix}$	$\begin{bmatrix} 0.9894 & 0.7205 \\ 0.1709 & 0.1519 \\ 0 & 0 \end{bmatrix}$	$\begin{bmatrix} 0.6995 \\ 0.3081 \\ 0.8767 \end{bmatrix}$

TABLE I
SYSTEM PARAMETERS

All the matrices A_1, A_2, A_3 and A_4 are clearly unstable. Assume that the system is disturbed by a noise $w_t = \chi(t)\omega_t$, where ω_t is a uniformly distributed random variable on the interval $[0, 1]$, and $\chi(\cdot)$ is defined by

$$\chi(t) = \begin{cases} 2 & \text{if } t \in [0, 20[; \\ -2 & \text{if } t \in [40, 70[; \\ 0 & \text{elsewhere,} \end{cases}$$

with adequate weighted matrices given in Table II:

Mode i	1	2	3	4
E_i	$\begin{bmatrix} 0.1 \\ 0.2 \\ 0 \end{bmatrix}$	$\begin{bmatrix} 0.2 \\ 0.1 \\ 0 \end{bmatrix}$	$\begin{bmatrix} 0 \\ 0.1 \\ 0.1 \end{bmatrix}$	$\begin{bmatrix} 0.1 \\ -0.2 \\ 0.1 \end{bmatrix}$
H_i^T	$\begin{bmatrix} 0 \\ 0.1 \\ 0 \end{bmatrix}$	$\begin{bmatrix} 0 \\ 0.2 \\ 0 \end{bmatrix}$	$\begin{bmatrix} 0.2 \\ 0 \\ 0.1 \end{bmatrix}$	$\begin{bmatrix} 0.1 \\ 0.1 \\ 0 \end{bmatrix}$
J_i	0.2	0.2	0.3	0.5
S_i	0.1	0.5	0.2	0.6
D_i	0	0	0	0

TABLE II

THE MATRICES RELATED TO DISTURBANCES IN THE SYSTEM.

After solving the LMI (18), we get the optimal disturbance attenuation level $\mu_{\min} = 0.6144$, and the observer-based controller gains:

$$K_1 = \begin{bmatrix} 10.1862 & 0.7576 & -5.3030 \\ -4.9168 & -1.9387 & 1.1747 \end{bmatrix}, L_1 = \begin{bmatrix} 0.4639 \\ 0.8315 \\ 0.9666 \end{bmatrix},$$

$$K_2 = \begin{bmatrix} -5.5306 & -11.4018 & 1.6525 \\ 1.2740 & 4.3284 & -2.2230 \end{bmatrix}, L_2 = \begin{bmatrix} 0.6820 \\ 0.9787 \\ 0.6032 \end{bmatrix},$$

$$K_3 = \begin{bmatrix} -4.9708 & -4.9824 & -5.9156 \\ 4.3113 & 5.0517 & 5.3305 \end{bmatrix}, L_3 = \begin{bmatrix} 0.6070 \\ 0.6126 \\ 0.6508 \end{bmatrix},$$

$$K_4 = \begin{bmatrix} -4.1119 & -4.3603 & 10.2364 \\ 4.8140 & 4.4365 & -14.5480 \end{bmatrix}, L_4 = \begin{bmatrix} 0.4675 \\ -0.1066 \\ 0.6191 \end{bmatrix}.$$

The simulation results corresponding to these observer-based controller gains are given in Figures 1-4. These simulations are performed for an horizon $T = 110$, with $x_0 = [1 \ 2 \ 5]^T$, $\hat{x}_0 = [-1 \ 3 \ 6]^T$.

V. CONCLUSION

In this paper, new LMI conditions have been developed for the problem of the stabilization of a class of switching discrete-time linear systems with l_2 -bounded disturbances. We have shown that a judicious choice of slack variables coming from Finsler's lemma leads to less conservative LMIs. Analytical proofs have been provided to clarify how the proposed choice allows to eliminate some bilinear matrix coupling. The validity of the proposed design method is shown through a numerical example. In future work, we hope to extend our technique to switching systems with unknown switching modes and to linear parameter varying systems with inexact parameters.

REFERENCES

- [1] D. Liberzon and A. Morse, "Basic problems in stability and design of switched systems." *IEEE Control Systems Magazine*, vol. 19, no. 5, pp. 59–70, 1999.
- [2] R. Decarlo, M. Branicky, S. Pettersson, and B. Lennartson, "Perspectives and results on the stability and stabilizability of hybrid systems," in *Proceedings of the IEEE Conference on Decision and Control*, vol. 88, no. 7, 2000, pp. 1069–1082.
- [3] Z. Sun, *Switched Linear Systems: Control and Design (Communications and Control Engineering)*, 1st ed., ser. Communications and Control Engineering. Springer, 2005.
- [4] A. Balluchi, M. D. Benedetto, C. Pinello, C. Rossi, and A. Sangiovanni-Vincentelli, "Cut-off in engine control: a hybrid system approach," in *Proceedings of the 36th IEEE Conference on Decision and Control*, vol. 5, Dec 1997, pp. 4720–4725 vol.5.
- [5] W. Zhang, M. S. Branicky, and S. M. Phillips, "Stability of networked control systems," *IEEE Control Systems*, vol. 21, no. 1, pp. 84–99, Feb 2001.
- [6] A. Alessandri and P. Coletta, "Switching observers for continuous-time and discrete-time linear systems," in *Proceedings of the 2001 American Control Conference. (Cat. No.01CH37148)*, vol. 3, 2001, pp. 2516–2521 vol.3.
- [7] S. Hernandez and R. Garcia, "An observer for switched Lipschitz continuous systems," *International Journal of Control*, vol. 87, no. 1, pp. 207–222, 2014.
- [8] L. Zhang, " \mathcal{H}_∞ estimation for discrete-time piecewise homogeneous

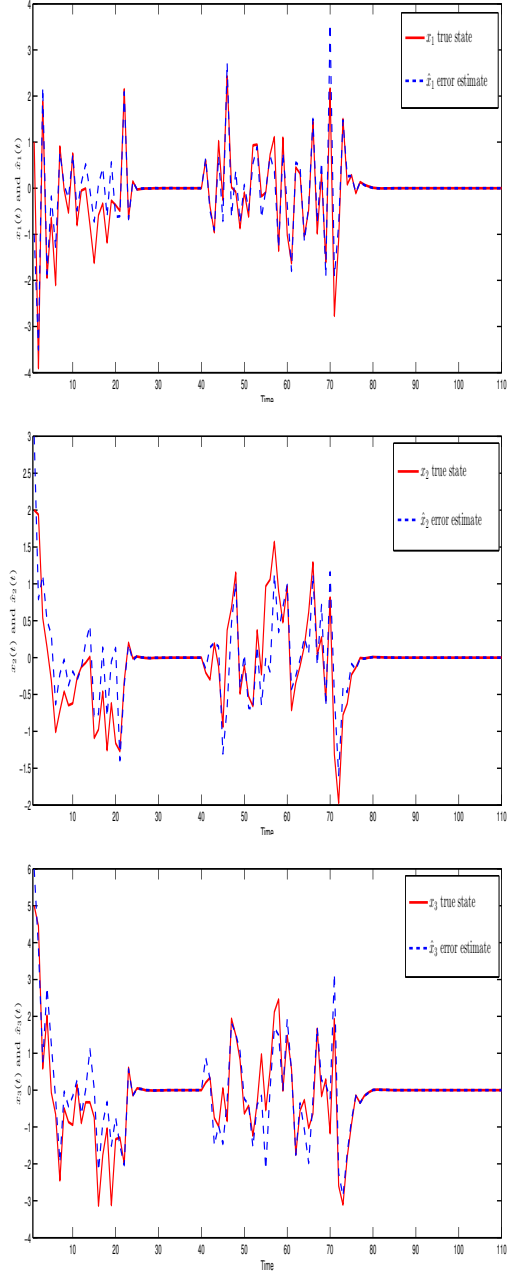


Fig. 1. Behavior of x and \hat{x}

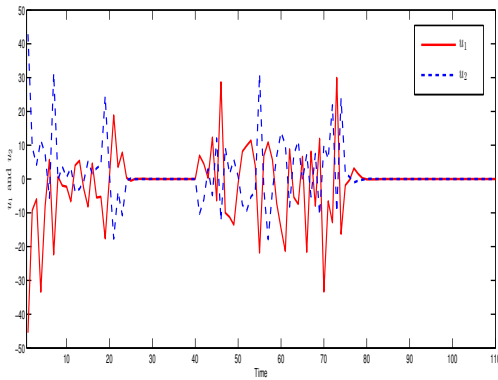


Fig. 2. Behavior of u_1 and u_2

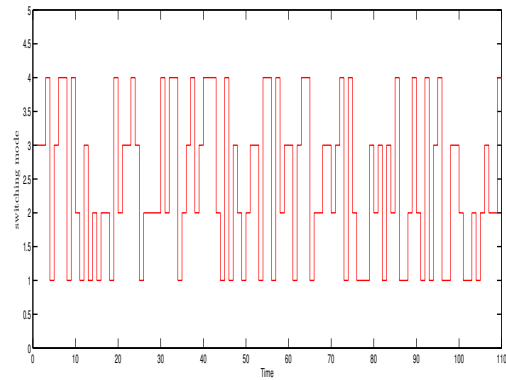


Fig. 4. Switching mode σ_t

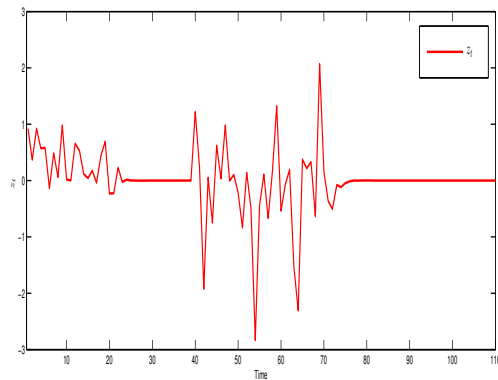


Fig. 3. Control output z_t

Markov jump linear systems,” *Automatica*, vol. 45, no. 11, pp. 2570 – 2576, 2009.

- [9] B. N. T. W. a. Xudong Zhao, Yonggui Kao, *Control Synthesis of Switched Systems*, 1st ed., ser. Studies in Systems, Decision and Control 80. Springer International Publishing, 2017.
- [10] J. Daafouz, P. Riedinger, and C. Lung, “Stability analysis and control synthesis for switched systems: A switched Lyapunov function approach,” *IEEE transactions on Automatic Control*, vol. 49, no. 11, pp. 1883–1887., 2002.
- [11] G. Battistelli, “On stabilization of switching linear systems,” *Automatica*, vol. 49, no. 5, pp. 1162–1173, 2013.
- [12] S. Ibrir, “Stability and robust stabilization of discrete-time switched systems with time-delays: LMI approach,” *Applied Mathematics and Computation*, vol. 206, no. 2, pp. 570 – 578, 2008.
- [13] A. Alessandri, M. Baglietto, and G. Battistelli, “On estimation error bounds for receding-horizon filters using quadratic boundedness,” *IEEE Trans. on Automatic Control*, vol. 49, no. 8, pp. 1350–1355, 2004.
- [14] —, “Design of state estimators for uncertain linear systems using quadratic boundedness,” *Automatica*, vol. 42, no. 38, pp. 497–502, 2006.
- [15] J. Daafouz and J. Bernussou, “Parameter dependent lyapunov functions for discrete time systems with time varying parametric uncertainties,” *Systems & Control Letters*, vol. 43, no. 5, pp. 355 – 359, 2001.
- [16] H. Kheloufi, A. Zemouche, F. Bedouhene, and M. Boutayeb, “On lmi conditions to design observer-based controllers for linear systems with parameter uncertainties,” *Automatica*, vol. 49, no. 12, pp. 3700–3704, 2013.
- [17] S. Ibrir and S. Diopt, “Novel LMI conditions for observer-based stabilization of Lipschitzian nonlinear systems and uncertain linear systems in discrete-time,” *Applied Mathematics and Computation*, vol. 206, no. 2, pp. 579–588, 2008.
- [18] S. Ibrir, “Design of static and dynamic output feedback controllers through Euler approximate models: uncertain systems with norm-bounded uncertainties,” *IMA J. Math. Control Inform.*, vol. 25, no. 3, pp. 281–296, 2008.
- [19] Zhijian, Ji, L. . Wang, and G. Xie, “Stabilizing discrete-time switched systems via observer-based static output feedback,” *IEEE international conference on systems.*, pp. 2545–2550, 2003.
- [20] Jiao, Li and Y. Liu, “Stabilization of a class of discrete-time switched systems via observer-based output feedback,” *Journal of Control Theory and applications.*, vol. 5, no. 3, pp. 307–311, 2007.
- [21] H. Bibi, F. Bedouhene, A. Zemouche, H. Kheloufi, and H. Trinh, “Observer-based control design via LMIs for a class of switched discrete-time linear systems with parameter uncertainties,” in *2016 IEEE 55th Conference on Decision and Control (CDC)*, Dec 2016, pp. 7234–7239.
- [22] H. Lin and P. J. Antsaklis, “Stability and stabilizability of switched linear systems: A survey of recent results,” *IEEE Transactions on Automatic Control*, vol. 54, no. 2, pp. 308–322, Feb 2009.
- [23] A. Alessandri, M. Baglietto, and G. Battistelli, “Luenberger observers for switching discrete-time linear systems,” *International Journal of Control*, vol. 80, no. 12, pp. 1931–1943, 2007.
- [24] W. Heemels, J. Daafouz, and G. Millerioux, “Observer-based control of discrete-time LPV systems with uncertain parameters,” *IEEE Trans. on Automatic Control*, vol. 55, no. 9, pp. 2130–2135, 2010.
- [25] B. Grandvallet, A. Zemouche, H. Souley-Ali, and M. Boutayeb, “New LMI condition for observer-based H_∞ stabilization of a class of nonlinear discrete-time systems,” *Siam J. Control Optim.*, vol. 51, pp. 784–800, 2013.
- [26] Y. Qian, Z. Xiang, and H. R. Karimi, “Disturbance tolerance and rejection of discrete switched systems with time-varying delay and saturating actuator,” *Nonlinear Analysis: Hybrid Systems*, vol. 16, pp. 81 – 92, 2015.
- [27] M. de Oliveira, J. Bernussou, and J. Geromel, “A new discrete-time robust stability condition,” *Systems & Control Letters*, vol. 37, no. 4, pp. 261 – 265, 1999.
- [28] G. I. Bara and M. Boutayeb, “Switched output feedback stabilization of discrete-time switched systems,” in *Proceedings of the 45th IEEE Conference on Decision and Control*. IEEE, 2006, pp. 2667–2672.